



Hydraulic car jack model HWH KS PROLINE

Lifting loads from 2 t up to 30 t

For lifting vehicles on one side (the lifted load must be secured mechanically with supporting stands, for example).

Features

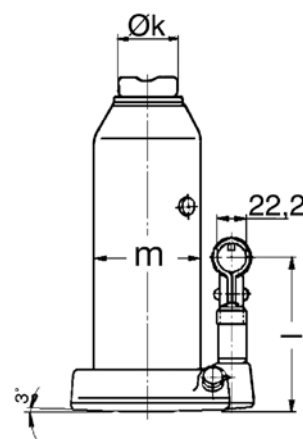
- Versions with hydraulic piston and mechanical spindle drive or with 2 hydraulic pistons.
- With carrying bracket from load capacity 20 t.
- Extremely low design with model HWH 2K/D (incl. 1 pressure section for lift extension).
- With integrated pressure control valve for a longer service life of the jack.
- Integrated seat valve for controlled lowering of the load.



Technical data model HWH KS PROLINE 2 pistons

Model	Art.-No.	Capacity kg	Weight kg
HWH 2K 3,0	032301016	3000	4.87
HWH 2K 5,0	032304001	5000	6.3
HWH 2KS 10,0	032304002	10000	8.8
HWH 2KS 12,0	032307014	12000	11.0
HWH 2K NB 10,0**	032306034	10000	7.9
HWH 2K/D 10,0*	032304003	10000	6.5

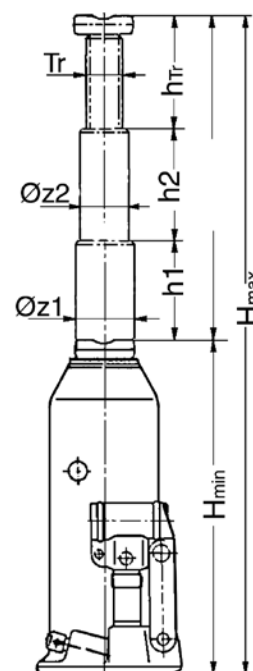
*with replaceable pressure section (height 45 mm)
 **horizontal pump unit



Dimensions model HWH KS PROLINE 2 pistons

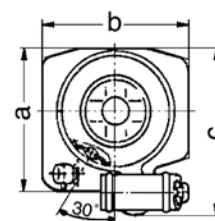
Model	HWH 2K 3,0	HWH 2K 5,0	HWH 2KS 10,0	HWH 2KS 12,0	HWH 2K NB 10,0**	HWH 2K/D 10,0*
H min., mm	185	215	200	230	175	120
H max., mm	400	520	530	570	385	230
h1, mm	110	145	130	130	104	54
h2, mm	105	160	132	125	106	56
hTr, mm	-	-	68	85	-	-
Ø k, mm	60x35	43	40	48	43	38
l, mm	115	134	116	53	136	112
m, mm	80	90	116	133	116	116
Tr, mm	-	-	32x5	40x6	-	-
Ø z1, mm	32	39	52.58	61.5	52.5	52.5
Ø z2, mm	23	29	39.5	48.5	39.5	39.5

*with replaceable pressure section (height 45 mm)
 **horizontal pump unit



Technical data model HWH KS PROLINE piston/spindle

Model	Art.-No.	Capacity kg	Weight kg
HWH KS 2,0	032300002	2000	2.9
HWH KS 3,5	032302004	3500	2.9
HWH KS 5,0	032303000	5000	3.9
HWH KS 8,0	032305003	8000	5.7
HWH KS 10,0	032306026	10000	5.7
HWH KS 12,0	032307006	12000	7.1
HWH KS 15,0	032308002	15000	8.3
HWH KS 20,0	032309009	20000	10.7
HWH KS 25,0	032310007	25000	13.1
HWH KS 30,0	032311003	30000	14.5



Dimensions model HWH KS PROLINE piston/spindle

Model	HWH KS 2,0	HWH KS 3,5	HWH KS 5,0	HWH KS 8,0	HWH KS 10,0	HWH KS 12,0	HWH KS 15,0	HWH KS 20,0	HWH KS 25,0	HWH KS 30,0
H min., mm	170	170	212	220	220	230	230	240	240	240
H max., mm	377	377	462	480	480	497	495	505	515	482
h1, mm	115	115	150	150	150	157	155	155	157	142
hTr, mm	92	92	100	110	110	110	110	110	118	100
Ø k, mm	28	28	40	48	48	48	60	60	65	65
l, mm	113	113	113	116	116	116	116	116	120	116
m, mm	58	58	65	80	80	90	95	116	133	133
Tr, mm	20x4	20x4	24x5	32x5	32x5	35x6	40x6	45x6	48x6.35	48x6.35
Ø z1, mm	24.9	24.9	29.9	39.5	39.5	43.5	48.5	54.5	59.5	61.5



Universal jacks model JH

Capacity 2 - 50 t

Universal jacks supply high forces for general operations like lifting, pushing, moving, supporting of all kind of loads.

Features

- Robust, long life design.
- Pressure relief valve
- Precise controlled lowering.
- Additional screw extension of the piston (up to 20t).
- Grooved saddle.
- Large base plates for increased stability.
- Model JH-50-2 with two-stage pump.
- Incl. operating lever.



JH-50-2

Technical data model JH

Model	EAN-No. 4025092*	Capacity t	Lift mm	Additional screw extension mm	Closed height mm	Base plate mm	Pump	Weight kg
JH-2 A	*162722	2	115	50	181	90x95	1 st stage	2.7
JH-4 A	*162739	4	126	60	205	115x110	1 st stage	3.7
JH-6 A	*162746	6	130	75	219	115x110	1 st stage	4.7
JH-8 A	*162753	8	152	70	225	120x120	1 st stage	5.7
JH-12 A	*162760	12	153	80	240	140x130	1 st stage	8.0
JH-20 A	*162777	20	153	80	240	160x155	1 st stage	11.0
JH-30	*154352	30	180	-	280	210x180	1 st stage	22.0
JH-50-2	*154376	50	178	-	305	255x190	2 nd stage	53.0

Machine jack model MH

For lifting heavy machinery and other loads.

Features

- Can be used in every position.
- Lifting by means of a hand pump.
- Lowering by means of a precision lowering valve.
- With carrying handle for models MH 50 and MH 100.
- With carriage for model MH 250.
- Pressure control valve for a longer service life of the jack.
- Integrated lifting limitation.
- Low application height of the claw.
- Slewing claw (models MH 50 and MH 100)
- Large base plate for a high level of stability.
- Stable construction with hard-chromium plated piston rod.

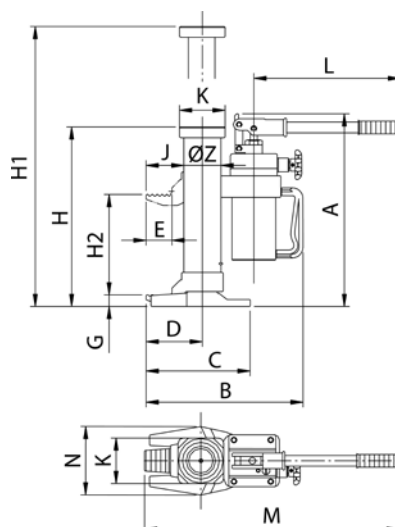


Technical data model MH

Model	Art.-No.	Capacity kg	Lift mm	Application height min. with claw mm	Application height min. with head mm	Pump lever force with full load daN	Weight kg
MH 50	040014771	5000	205	≤ 25	≤ 368	38	25
MH 100	040014772	10000	230	≤ 25	≤ 420	40	35
MH 250	040014773	25000	215	≤ 58	≤ 505	40	109

Dimensions model MH

Model	MH 50	MH 100	MH 250
A, mm	393	449	-
B, mm	320	325	459
C, mm	213	205	420
D, mm	115	120	220
E, mm	53	55	90
G, mm	25	30	58
H, mm	368	420	505
H1, mm	573	650	720
H2, mm	205	230	215
J, mm	77	74.5	142.5
K, mm	93	108	175
L, mm	520	520	920/840
M, mm	740	745	1305/1225
N, mm	140	170	210/283
Ø Z, mm	76	91	155





Workshop press with hydraulic hand pump model HWPHP

Pressing power 15 - 50 t

Suitable for pressing bearings and bushes in and out, pressing and bending components, for straightening shafts and alignment work.

Features

- Versions for 15 t and 20 t with supporting plate, prism set and centering device (accessories optional for higher tonnages).
- Fitted with 2-level hand pump.
- With manometer as standard.
- With hand cable winch for table adjustment (from model HWPHP 30).

Technical data model HWPHP

Model	HWPHP 15	HWPHP 20	HWPHP 30	HWPHP 40	HWPHP 50
Art.-No.	040012730	040012731	040012732	040012733	040012734
Pressing power, t	15	20	30	40	50
Operating pressure, bar	240	320	250	330	330
Lifting height, mm	190	190	190	190	190
Total height A, mm	1870	1870	1920	2010	2030
Total depth B, mm	500	500	600	780	850
Total width C, mm	940	940	1260	1335	1350
Clear working width D, mm	550	550	700	775	775
Clear working height E, mm	940	940	1000	1125	1155
Table width F, mm	185	185	245	258	304
Weight, kg	160	160	250	310	420


Intended use: A workshop press/straightening press is a press with a slow closing speed of 10 mm/sec. and a maximum pressing capacity of 10 full load/full lift presses per hour.

Accessories for workshop presses with hydraulic hand pump model HWPHP

Technical data model HWPHP Accessories - Supporting plate

Art.-No.	suitable for workshop press	Length	Width	Bore hole diameter
		mm	mm	mm
-	15/20 t*	240	200	20/25/35
040005478	30/40 t	265	200	20/25/35
040005479	50 t	350	300	20/25/35
040005480	100 t	420	300	20/25/35


*included in scope of delivery



Technical data model HWPHP Accessories - Prism set

Art.-No.	suitable for workshop press	Length	Width
		mm	mm
-	15/20 t*	195	110
040005482	30/40 t	265	140
040005483	50 t	300	160
040005484	100 t	425	240

*included in scope of delivery



Technical data model HWPHP Accessories - Centering device

Art.-No.	suitable for workshop press	Length
		mm
-	15/20 t*	650
040005485	30 t	650
040005486	40/50 t	900
040005487	100 t	1200

*included in scope of delivery



Technical data model HWPHP Accessories - Pressing pin set

Art.-No.	suitable for workshop press	Version	Diameter
			mm
040005488	15 - 40 t	6-part	12, 14, 16, 18, 20, 22
040005489	15 - 40 t	8-part	12, 14, 16, 18, 20, 22, 25, 30





Hydraulic service jack model HRH P PROLINE

For lifting vehicles on one side (the lifted load must be secured mechanically with supporting stands, for example) and for lifting vehicles with a small ground clearance.

Features

- Quick-lift function as standard
- Controlling, lifting and lowering via the draw bar
- Integrated pressure control valve for a longer service life of the jack.



Technical data model HRH P PROLINE

Model	Art.-No.	Quick lift	Capacity kg	Height min. mm	Height max. mm	Dimensions max L x W x H mm	Weight kg
HRH P 1,5 H	032349002*	X	1500	98	800	1095 x 440 x 169	48
HRH P 2,0	032345006	X	2000	80	500	730 x 340 x 160	36
HRH P 2,0 L	032345005	X	2000	90	500	950 x 340 x 126	41
HRH P 3,0 H	032346028*	X	3000	130	860	1620 x 460 x 210	88
HRH P 4,0	032346001	X	4000	145	560	1270 x 465 x 200	70
HRH P 6,0	032347016	X	6000	155	570	1395 x 470 x 210	90
HRH P 8,0 H	040016051*	X	8000	180	960	1830 x 475 x 350	160
HRH P 10,0	032348004	X	10000	170	670	1700 x 470 x 280	136
HRH P 15,0	032349019	X	15000	200	600	1790 x 475 x 325	162

*Lift-up jack

Hydraulic service jack model HRH S SILVERLINE

For lifting vehicles on one side (the lifted load must be secured mechanically with supporting stands, for example).

Features

- Quick-lift function as standard (except model HRH S 2,0 K)
- Model HRH S 2,0 K with handy plastic case for ease of transport.
- Integrated pressure control valve for a longer service life of the jack.
- Version L – lockable pump lever.



Technical data model HRH S SILVERLINE

Model	Art.-No.	Quick lift	Capacity kg	Height min. mm	Height max. mm	Dimensions max L x W x H mm	Weight kg
HRH S 2,0 K*	040008530	–	2000	125	385	532 x 220 x 140	12
HRH S 2,0 L*	040008532	X	2000	140	800	1350 x 430 x 190	75
HRH S 2,5 K**	040008531	X	2500	140	440	640 x 240 x 150	20
HRH S 3,0 L*	040008533	X	3000	125	605	1310 x 320 x 185	70
HRH S 5,0 L*	040008534	X	5000	145	560	1420 x 350 x 198	95

*K = short; L = long

**K = with additional lift extension



Supporting stand model UB

Lifting loads 1500 - 8000 kg

For mechanical support of lifted loads and for jacking-up loads which must be held for a long period of time.

Features

- Stamp with 5 height adjustments, locking with pin and cotter pin.
- High level of stability.

Technical data model UB

Model	Art.-No.	Capacity kg	Height min. mm	Height max. mm	Lifting height mm	Adjusting range mm	Spread angle	Weight kg
UB 3F P 1,5	040014700	1500	260	450	190	47.5	3 x 120	4.8
UB 3F P 1,5 H**	040014701	1500	420	750	330	82.5	3 x 120	9.5
UB 3F P 3	040014702	3000	320	530	210	52.5	3 x 120	8.0
UB 3F P 5	040014703	5000	365	590	225	56.5	3 x 120	12.0
UB 3F P 5 N*	040014704	5000	235	340	105	52.5	3 x 120	8.0
UB 3F P 8	040014705	8000	360	590	230	57.5	3 x 120	18.0
UB 3F P 8 H**	040014706	8000	580	950	370	92.5	3 x 120	39.5

*special for low-floor buses

**high version



Hydraulic repair set model HAW S

Pressing power 4000 and 10000 kg

A useful tool for repairs on car/truck bodies for quick planishing, spreading and pressing with high loads.

Features

- Available in two versions for 4t and 10t.
- All parts are packed in a stable plastic case.

Technical data model HAW

Model	Art.-No.	Pressing power kg	Cylinder stroke mm	Weight kg
HAW S 4,0	032453025	4000	127	20.5
HAW S 10,0	032457050	10000	152	34.5

Hydraulic workshop crane model HWK KL S SILVERLINE

Capacity 500 and 1000 kg

For fitting and removing engines and for loading and unloading pallets.

Features

- With slewing hydraulic system and sensitive lowering valve, as standard.
- With folding device for space-saving storage of the crane.
- Chassis variants: V-shaped or parallel.
- With speed increasing ratio



Technical data model HWK KL S SILVERLINE

Model	HWK KLS 0,5	HWK KLS 0,5	HWK KLS 1,0	HWK KLS 1,0
Art.-No.	040008514	040008515	040008516	040008517
Chassis form	II	V	II	V
Capacity with crane arm length A1, kg/mm	500/1130	500/1130	1000/1130	1000/1130
Capacity with crane arm length A2, kg/mm	400/1230	400/1230	800/1230	800/1230
Capacity with crane arm length A3, kg/mm	350/1330	350/1330	700/1330	700/1330
Capacity with crane arm length A4, kg/mm	250/1430	250/1430	500/1430	500/1430
Hook height at max. outermost position B, mm	2200	2200	2200	2200
Hook height at max. innermost position C, mm	2080	2080	2080	2080
Hook height at max. outermost position E, mm	770	770	770	770
Hook height at max. innermost position D, mm	940	940	940	940
Lifting height per pump stroke with/without load, mm	20/80	20/80	20/80	20/80
Operating pressure, bar	150	150	290	290
Hand effort at WLL, daN	16	16	32	32
Drive-through height G, mm	1680	1680	1680	1680
Underclearance height M, mm	160	160	160	160
Chassis length, total H, mm	1820	1820	1820	1820
Chassis width, inside/outside I/J, mm	990/850	990/850	990/850	990/850
Weight, kg	138	132	156	150

